

What to bring

CONTENTS

Summary information	Page 3
Schedule	Pages 4-5
Leader's Notes	Page 8
Know Before You Go	Page 9
What to Bring	Page 11


Directions to Camp Back Cover

Unit roster (bring this to the camp)

Accompanies this booklet

Troop/Pack Registration (send this to Circle Ten)

Accompanies this booklet



PATROL/DEN EQUIPMENT:

- * Patrol flag
- * Tents and ground sheets.
- * Plastic trash bags to haul trash home.
- * Charcoal or fire wood and aluminum foil for under your fire.
- * Camp stoves and lanterns handled by adults only.
- * Folding tables for food preparation and stoves.
- * First aid kit.
- * Water containers
 - * Toilet paper, paper towels, detergent & containers to wash dishes.
 - * Plates, bowls, knife, fork & spoons unless each person is bringing his own.
- * Food preparation equipment like pots, pans, knives etc.
- * Food & drinks for Saturday breakfast, lunch & dinner, Sunday breakfast and snacks

- * Trucks are fine for hauling gear, but all passengers must ride in the cab.
- * No alcoholic beverages or fireworks.

PERSONAL EQUIPMENT:

- * Sleeping bag or blankets, pillow and a foam pad. Expect temperature to range from 30 to 80 degrees.
- * Pocket knives are OK but no sheath knife or hatchets. These will not be needed for any event.
- * Rain gear - ponchos, rain suits, etc. ***The program goes on rain or shine.***
 - * Scout uniform and a change of clothes.
 - Change of socks, underclothes.
- * Hat sunscreen and insect repellent.
- * Medication.
- * Flashlight.
- * Knife, fork, spoon, plate and bowl if not supplied by patrol or den.
- * Two pairs of shoes, in case one pair gets wet.
- * Towel and personal toilet kit.
- * Jacket and several layers of clothes to add or subtract as needed.
- * Webelos or Boy Scout handbook.



Scout Man Competition

A special competition is being planned for all scouts 14 years and older. The Scout Man Event is an individual competition to test both endurance and scout skills. It will be held on Saturday morning on a specially designed course with awards going to the best times in various categories. Scouters Note: Encourage your older Scouts to sign up for this event.

Skits

Regional campfires will give each of the patrols and dens an opportunity to perform individual skits, These will be organized by a regional campfire coordinator and will be presented on Saturday night.

Awards will be given in various categories. Units need to bring props, costume items, etc., to compete and make the most of this event.

Adult Leaders' Best Cobbler Cookoff




Saturday afternoon, there will be a contest to decide who among the Adult Scouters makes the best cobbler. Every unit needs at least one entry. The rule is that the cobbler must be prepared, start to finish, at the campsite. Method (campfire or charcoal, pot vs. dutch oven) is not part of the competition, but judges will be favorably impressed by extra effort devoted to showmanship in your presentation!

Remember to compete in the Patrol Flag Contest. See Center pages, schedule for details on the contest.

North District Spring Camporee 2007 "Scout Skills Spectacular"

A full weekend campout for all North District Boy Scouts as well as 4th and 5th grade Webelos and adults. This campout is designed to let the Webelos and Boy Scouts camp together and experience some of scouting's outdoor activities. It also allows the Webelos to get to know the Troop they may graduate into.



Weekend activities will be skill events, with separate activities for Webelos and Cub Scouts. A Scoutman competition will be offered for boys 14 and older. Regional campfires will top off the evening on Saturday.

Get as many adults as possible involved to help your Scouts have a fun filled weekend.

WHEN: Friday night, Saturday & Sunday - March 2-4, 2007

Check-in: Starting at 6:00 p.m. Friday

Check-out: 10 a.m. Sunday.

*** SEE SCHEDULE ON PAGES 4-5***

WHERE: Camp Constantin

*** Map, directions on Back Cover ***

COST: \$10.00 per each Boy Scout, Webelos and adult participant.

*** SEE THE ENCLOSED REGISTRATION FORMS ***
Please read everything in this booklet. It's all important!

Know before you go

SCHEDULE

Friday, March 2

6-9 p.m. Check-in & Registration
(not earlier) To speed check-in, you will be given a campsite assignment on arrival. Please go directly to your campsite, set up camp and meet your neighbors. *Unit leaders, please bring your registration form to headquarters as soon as possible after you arrive.*

10:15 p.m. Adult Leaders Meeting at Dining Hall
(It's important that at least one representative from each Troop and each Den attend this meeting to receive information about the program.)

Saturday, March 3

6:15 am Reveille

6:30-8:30 Breakfast and cleanup

8:15 am Senior Patrol Leaders, and Webelos denners briefing at the dining hall

9:00 am Opening Flag Ceremony

9:15 am Skill Events Begin

Adult Cobbler Competition: There will be prizes awarded for the best cobblers at 3:30 pm on Saturday. Plan to participate and dazzle the judges with your mouth-watering treat! Judges will be looking for presentation, taste and showmanship. Start gathering your ingredients!

PARENTS' MEETING: Call a parents' meeting to find out who has camping equipment and to get them involved.

TRANSPORTATION: Set the time and place of departure and return. Ensure that you have enough vehicles to carry both gear and people.

PARKING AT THE CAMP: Parking is always a problem so carpool, carpool, carpool. Webelos Leaders please arrange for everyone to meet at a central point such as your house or your Pack meeting place and arrange carpooling to reduce the number of vehicles.
CARPOOL! PARKING IS LIMITED.

BRIEF THE SCOUTS OR WEBELOS: At your meetings leading up to the event, let your Scouts and leaders know what to expect. Make copies and hand out the "What to bring" list.

REGISTRATION: Fill out and mail or deliver the Troop or Den **Registration Form to Circle Ten by Tuesday, February 27, 2007** along with your check (made payable to Circle 10). Bring the Individual Registration Form with you and hand it in as you check in at the camp.

CAMP SITE: This is a council camp facility. There is running water, bathroom facilities and a trash compactor. Your pack/troop is responsible for keeping your bathrooms clean and emptying the trash cans in your area before you leave camp.

FIRES: Bring charcoal for cooking and aluminum foil to put on the ground under your fire. Camp stoves are OK if handled by adults only. Firewood is scarce, so you may want to bring this from home for your in-site campfires.

TENTS: Bring enough tents for everyone. Be prepared for rain.
PLEASE DO NOT TRENCH AROUND YOUR TENTS.

FOOD: Eat dinner before you come or bring a sack dinner. Bring enough food for Saturday breakfast, lunch and dinner and Sunday breakfast. Keep lunch simple. Sandwiches are great.

TRASH: Bring plastic trash bags and plan to haul your trash to the compactor at camp before you leave.

NORTH DISTRICT SPRING CAMPOREE 2007
“Scout Skills Spectacular”

LEADERS’ NOTES

SCOUTMASTERS: in the next few weeks, a regional coordinator will contact you for your campsite. He or she will have specific instructions about how and where to set up camp when you arrive.

WEBELOS LEADERS: Coordinate with the Boy Scout troop you plan to camp with. Let the troop know how many scouts and adults will be in your group. They will need this information for the regional coordinator.

CHECK-IN: To speed campsite set-up, you will be given a campsite assignment as soon as you arrive. *However, the assignment will be by Troop number. Webelos leaders need to know the number of the Troop they are camping with and be sure each adult in your Den also knows that Troop number!*

FRIDAY NIGHT: There will not be any formal program on Friday night. Troops usually invite Webelos Dens to camp with them, and Friday night is the time for Troops and Dens to get together for some program in their campsite.

SKILLS: The activities do not require any skills that the Scouts will not already know. Emphasis will be on patrol (den) activities and competitions.

EQUIPMENT: The fun goes on, rain or shine. See the equipment lists in this booklet.

WATER: Camp Constantin has a potable water supply available.

PARKING: WILL BE A PROBLEM! Parking space is limited. Bring enough vehicles to travel comfortably and to carry adequate equipment and supplies. Too many cars and trucks become a nuisance. Carpooling with vehicles that carry four or more people comfortably is ideal.

Saturday Continued

12 :00 Lunch and quiet time

1:15 Turn in patrol flags at headquarters for judging

1:30 Activities resume

2:00 Scoutman Competition

3:30 Cobbler competition - judging

4:30 Closing Flag Ceremony

5:00 Patrols retrieve contest flags from HQ

6-8 pm Supper and rehearsal for campfires

8:30 Regional campfires

10:00 (Approximately)
OA fellowship at HQ
(after campfires)

10:30 Taps



Sunday, March 4

7:00 Reveille

7:15-9:00 Breakfast - begin breaking camp

9:30 Flag Assembly, Religious Observance and Awards

10:00 Check out at Headquarters before leaving
Leave your campsite better than you found it.

Pick up your event patches at the Dining Hall when you check out.

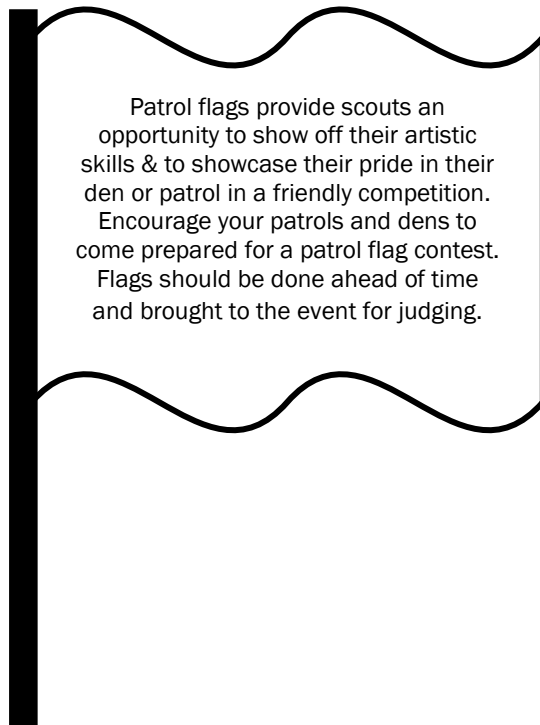
Scout Skills Spectacular is our theme for the North District Camping Event for Spring 2007. Today, corporations spend a lot of money teaching their employees the fundamentals of teamwork. If that sounds familiar, it's because we know that teamwork -- The Patrol Method -- has been at the heart of scouting since Lord Robert S.S. Baden-Powell founded the

movement in 1907. Events will challenge scouts' individual abilities in some cases. Other events will challenge and reward scouts' ability to think and act as patrols and dens. Encourage your scouts to work together as they develop patrol campsites, and as they participate in the challenge competitions.

Each unit will camp in a designated area called a Region. The regions include both Boy Scout troops and Webelos dens; the campers in each region will gather for a special campfire program Saturday night. A regional coordinator will serve as an organizer and a source of information in each region.

Cobbler Contest

Check out the details on page 10.



Patrol flags provide scouts an opportunity to show off their artistic skills & to showcase their pride in their den or patrol in a friendly competition. Encourage your patrols and dens to come prepared for a patrol flag contest. Flags should be done ahead of time and brought to the event for judging.

We will be participating in the World Friendship Fund in celebration of 100 years of Scouting in the world. If you would like to contribute, have your scouts and adults bring a contribution to donate at the Opening Assembly on Sunday morning.